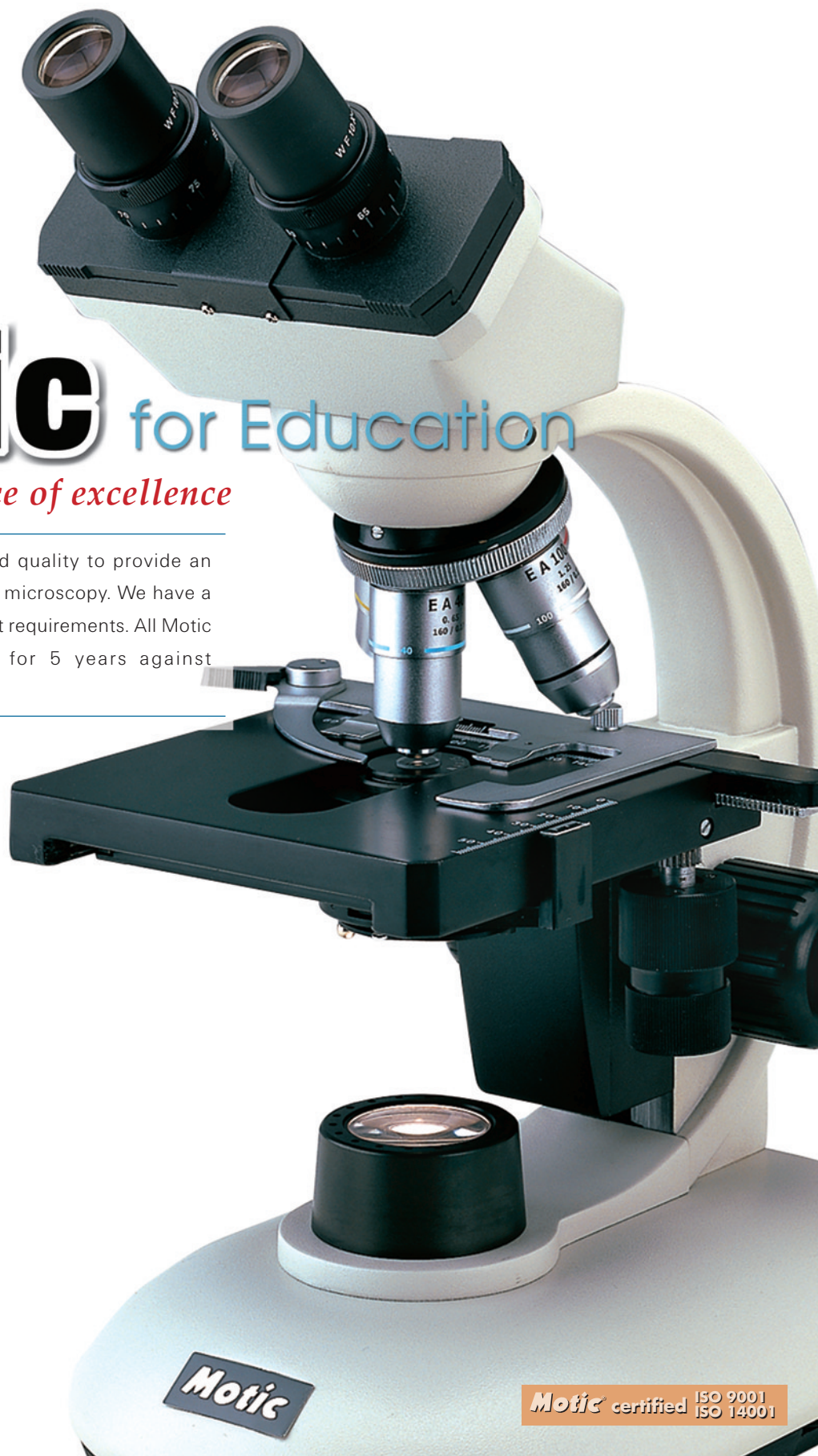


**Motic**<sup>®</sup> *Microscopes*

# Motic for Education

*Your ultimate source of excellence*

Motic combines consistency and quality to provide an excellent standard of viewing for microscopy. We have a wide choice of models for different requirements. All Motic microscopes are guaranteed for 5 years against manufacturer's workmanship.



Motic certified ISO 9001  
ISO 14001

# F11 series basic biological microscopes

## A perfect tool for school applications

**Special features :-**

- High quality DIN Achromatic standard optics
- Student proof features to minimize damage and loss of parts



**F1110**

**Model F1110**

PF50.213.201

- Monocular head, inclined 45° and 360° rotating
- Eyeiece : Widefield WF10x (FN18)
- Objective : Achromatic A4x/0.10, A10x/0.25, A40x/0.65 (spring)
- Nosepiece : Quadruple nosepiece
- Condenser : Built in 0.65 condenser on stage
- Focusing : Separate coarse and fine focusing adjustment
- Diaphragm : Iris diaphragm with filter holder (Ø32mm blue filter included)
- Illumination : Built in halogen illumination 12V/10W main supply 220-240V VDE plug CE



**F1115**

**Model F1115**

PF50.223.201

- Monocular head, inclined 45° and 360° rotating
- Eyeiece : Widefield WF10x (FN18)
- Objective : Achromatic A4x/0.10, A10x/0.25, A40x/0.65 (spring)
- Nosepiece : Quadruple nosepiece
- Condenser : Focusable 1.25 abbe condenser
- Focusing : Separate coarse and fine focusing adjustment
- Diaphragm : Iris diaphragm with filter holder (Ø32mm blue filter included)
- Illumination : Built in halogen illumination 12V/10W main supply 220-240V VDE plug CE

**Model F1125**

PF60.223.201

- Dual view head, 360° rotating
- Eyeiece : Widefield WF10x (FN18) (paired)
- Objective : Achromatic A4x/0.10, A10x/0.25, A40x/0.65 (spring)
- Nosepiece : Quadruple nosepiece
- Condenser : Focusable 1.25 Abbe condenser
- Focusing : Separate coarse and fine focusing adjustment
- Diaphragm : Iris diaphragm with filter holder (Ø32mm blue filter included)
- Illumination : Built in halogen illumination 12V/10W main supply 220-240V VDE plug CE



**F1125**

## Optional Accessories

**Eyepieces**

- 53.100.141 Huygens eyepiece H5x / 14.5mm
- 53.100.143 Widefield eyepiece WF15x / 12mm
- 53.100.144 Huygens eyepiece H15x / 8mm

**Micrometer Eyepieces**

- 53.100.145 Micrometer eyepiece WF10x/18mm, 100 divisions in 10mm
- 12.180.143-R Reticle 19mm (for 18mm eyepiece), 100 divisions in 10mm
- 12.180.143-H Reticle holder

**Achromatic Objectives**

- 53.100.163 Achromatic objective 20x / 0.4
- 53.100.165 Achromatic objective 60x / 0.85 / S
- 53.100.168 Achromatic objective 100x / 1.25 / S-oil

**Photo and CCD Adapters**

- 53.100.181 Photo adapter
- 53.100.182 CCD adapter

**Spare Parts**

- 53.100.251 Mechanical stage MSH-008
- 53.100.271 Polarizing equipment B201
- 53.100.253 Blue filter
- 53.100.254 Dust cover (Size B)
- 53.100.255 42mm plano-concave mirror and fork
- 53.100.256 Plastic carrying case
- 53.100.258 Wooden box (made in Spain)

**Spare Bulbs**

- 53.100.259 Halogen bulb 12V/10W

# Motic 18 and 28 series biological microscopes

## Combination of a traditional microscope with modern design

- Modern design on appearance
- Superb optical quality with new design in Achromatic objectives (the new EA objectives)
- Good quality illumination by 12V/20W halogen bulb with dimmer
- Choice of simple stage version or a built in mechanical stage version
- Choice of simple coarse and fine separate focusing system or a NEW and reliable coaxial focusing system



**1801**

### Model 1801 PD80.413.201

Monocular head, inclined 45° and 360° rotating  
 Eyepiece : Widefield WF10x (FN18)  
 Objective : Achromatic EA 4x/0.10, EA10x/0.25, EA40x/0.65 (spring)  
 Nosepiece : Quadruple nosepiece (ball bearing type)  
 Condenser : Built in 0.65 condenser on stage  
 Focusing : Separate coarse and fine focusing adjustment  
 Diaphragm : Iris diaphragm with filter holder (Ø32mm blue filter included)  
 Illumination : Built in halogen illumination 12V/20W with intensity control  
 Main supply 230V VDE plug CE



**1802**

### Model 1802 PD85.423.201

Monocular head, inclined 45° and 360° rotating  
 Eyepiece : Widefield WF10x (FN18)  
 Objective : Achromatic EA 4x/0.10, EA10x/0.25, EA40x/0.65 (spring)  
 Nosepiece : Quadruple nosepiece (ball bearing type)  
 Condenser : Focusable 1.25 Abbe condenser (spiral mount type)  
 Focusing : Separate coarse and fine focusing adjustment  
 Diaphragm : Iris diaphragm with filter holder (Ø32mm blue filter included)  
 Stage : Built in low position coaxial mechanical stage  
 Illumination : Built in halogen illumination 12V/20W with intensity control  
 Main supply 230V VDE plug CE



**1820**

### Model 1820 PD87.423.201

Binocular head, inclined 45° and 360° rotating  
 Eyepiece : Widefield WF10x (FN18) (paired)  
 Objective : Achromatic EA 4x/0.10, EA10x/0.25, EA40x/0.65 (spring)  
 Nosepiece : Quadruple nosepiece (ball bearing type)  
 Condenser : Focusable 1.25 Abbe condenser (spiral mount type)  
 Focusing : Separate coarse and fine focusing adjustment  
 Diaphragm : Iris diaphragm with filter holder (Ø32mm blue filter included)  
 Stage : Built in low position coaxial mechanical stage  
 Illumination : Built in halogen illumination 12V/20W with intensity control  
 Main supply 230V VDE plug CE

### Model 2801 PD90.423.201

Monocular head, inclined 45° and 360° rotating  
 Eyepiece : Widefield WF10x (FN 18)  
 Objective : Achromatic EA 4x/0.10, EA10x/0.25, EA40x/0.65 (spring)  
 Nosepiece : Quadruple nosepiece (ball bearing type)  
 Condenser : Focusable 1.25 Abbe condenser (spiral mount type)  
 Focusing : NEW coaxial coarse and fine focusing adjustment  
 Diaphragm : Iris diaphragm with filter holder (Ø32mm blue filter included)  
 Illumination : Built in halogen illumination 12V/20W with intensity control  
 Main supply 230V VDE plug CE



**2801**



**2802**

### Model 2802 PD95.423.201

Monocular head, inclined 45° and 360° rotating  
 Eyepiece : Widefield WF10x (FN 18)  
 Objective : Achromatic EA 4x/0.10, EA10x/0.25, EA40x/0.65 (spring)  
 Nosepiece : Quadruple nosepiece (ball bearing type)  
 Condenser : Focusable 1.25 Abbe condenser (spiral mount type)  
 Focusing : NEW coaxial coarse and fine focusing adjustment  
 Diaphragm : Iris diaphragm with filter holder (Ø32mm blue filter included)  
 Stage : Built in low position coaxial mechanical stage  
 Illumination : Built in halogen illumination 12V/20W with intensity control  
 Main supply 230V VDE plug CE

## Motic 18 and 28 series biological microscopes



**2820**

**Model 2820** PD97.423.201

Binocular head, inclined 45° and 360° rotating  
 Eyepiece : Widefield WF10x (FN 18) (paired)  
 Objective : Achromatic EA 4x/0.10, EA10x/0.25, EA40x/0.65 (spring)  
 Nosepiece : Quadruple nosepiece (ball bearing type)  
 Condenser : Focusable 1.25 Abbe condenser (spiral mount type)  
 Focusing : NEW Coaxial coarse and fine focusing adjustment  
 Diaphragm : Iris diaphragm with filter holder (Ø32mm blue filter included)  
 Stage : Built in low position coaxial mechanical stage  
 Illumination : Built in halogen illumination 12V/20W with intensity control  
 Main supply 230V VDE plug CE

### Optional Accessories

**Eyepieces**

53.100.141 Huygens eyepiece H5x / 15mm  
 53.100.143 Widefield eyepiece WF15x / 12mm

**Micrometer Eyepieces**

12.180.143 Micrometer eyepiece WF10x / 18mm, 100 divisions in 10mm  
 12.180.143-R Reticle 19mm (for 18mm eyepiece), 100 divisions in 10mm  
 12.180.143-H Reticle holder

**Achromatic Objectives (EA)**

12.180.163 Achromatic objective 20x / 0.25  
 12.180.165 Achromatic objective 60x / 0.85 / S  
 12.180.168 Achromatic objective 100x / 1.25 / S-oil



**Photo and CCD Adapters**

53.100.181 Photo adapter  
 53.100.182 CCD adapter

**Spare Parts**

12.180.251 Mechanical stage MSH-008A  
 12.180.252 Mechanical stage MSH-010  
 12.220.271 Polarizing equipment B208  
 53.100.253 Blue filter  
 53.100.254 Dust cover (size B)  
 12.180.256 Wooden box (made in Spain)

**Spare Bulbs**

12.180.258 Halogen bulb 12V/20W

## Motic B1 series biological microscopes

Get a research-quality microscope at a very affordable price



**B1-211A**

**Model B1-211A** PB10.201.201

Monocular head, inclined 45° and 360° rotating  
 Eyepiece : Widefield WF10x (FN18)  
 Objective : Plan achromatic PL4x /0.10, achromatic A10x/0.25, A40x/0.65 (spring), A 100x/1.25 (oil. spring)  
 Nosepiece : Quadruple nosepiece (ball bearing type)  
 Condenser : Focusable 1.25 Abbe condenser (rack and pinion type)  
 Focusing : Coaxial coarse and fine focusing adjustment  
 Diaphragm : Iris diaphragm with filter holder (Ø32mm blue filter included)  
 Stage : Built in low position coaxial mechanical stage  
 Illumination : Built in halogen illumination 12V/20W with intensity control  
 Main supply 220-240V VDE Plug CE



**Model B1-220A** PB12.201.201

Binocular head, inclined 45° and 360° rotating  
 Eyepiece : Widefield WF10x (FN18) (paired)  
 Objective : Plan achromatic PL4x/0.10, achromatic A10x/0.25, A40x/0.65 (spring), A 100x/1.25 (oil. spring)  
 Nosepiece : Quadruple nosepiece (ball bearing type)  
 Condenser : Focusable 1.25 Abbe condenser (rack and pinion type)  
 Focusing : Coaxial coarse and fine focusing adjustment  
 Diaphragm : Iris diaphragm with filter holder (Ø32mm blue filter included)  
 Stage : Built in low position coaxial mechanical stage  
 Illumination : Built in halogen illumination 12V/20W with intensity control  
 Main supply 220-240V VDE Plug CE



**B1-220A**

# Motic B1 series biological microscopes

## Model B1-223A PB13.201.201

- Trinocular head inclined 30° and 360° rotating*
- Eye-piece** : Widefield WF10x (FN18) (paired)
- Objective** : Plan achromatic PL4x /0.10, achromatic A10x /0.25, A40x /0.65 (spring), A100x /1.25 (oil, spring)
- Nosepiece** : Quadruple nosepiece (ball bearing type)
- Condenser** : Focusable 1.25 Abbe condenser (rack and pinion type)
- Focusing** : Coaxial coarse and fine focusing adjustment
- Diaphragm** : Iris diaphragm with filter holder (Ø32mm blue filter included)
- Stage** : Built in low position coaxial mechanical stage
- Illumination** : Built in halogen illumination 12V/20W with intensity control
- Main supply** 220-240V VDE Plug CE
- Standard CCD & photo adaptors included



**B1-223A**

## Model B1-223ASC PB12.214.201

- Trinocular head, inclined 30° and 360° rotating*
- Eye-piece** : Widefield WF10x (FN20) (paired)
- Objective** : Achromatic Super Contrast Objectives  
ASC 4x /0.10, ASC10x /0.25, ASC40x /0.65 (spring),  
ASC100/1.25 (oil, spring)
- Nosepiece** : Quadruple nosepiece (ball bearing type)
- Condenser** : Focusable 1.25 abbe condenser (rack and pinion type)
- Focusing** : Coaxial coarse and fine focusing adjustment
- Diaphragm** : Iris diaphragm with filter holder (Ø32mm blue filter included)
- Stage** : Built in low position coaxial mechanical stage
- Illumination** : Built in halogen illumination 12V/20W with intensity control
- Main supply** 220-240V VDE Plug CE
- Standard CCD & photo adaptors included



**B1-223ASC**

## Model B1-220ASC PB12.213.201

- Binocular head, inclined 45° and 360° rotating*
- Eye-piece** : Widefield WF10x (FN20) (paired)
- Objective** : Achromatic Super Contrast Objectives  
ASC 4x /0.10, ASC10x /0.25, ASC40x /0.65 (spring),  
ASC100x /1.25 (oil, spring)
- Nosepiece** : Quadruple nosepiece (ball bearing type)
- Condenser** : Focusable 1.25 Abbe condenser (rack and pinion type)
- Focusing** : Coaxial coarse and fine focusing adjustment
- Diaphragm** : Iris diaphragm with filter holder (Ø32mm blue filter included)
- Stage** : Built in low position coaxial mechanical stage
- Illumination** : Built in halogen illumination 12V/20W with intensity control
- Main supply** 220-240V VDE Plug CE



**B1-220ASC**



## Optional Accessories

- |  |   |  |   |
|--|---|--|---|
| <b>Eyepieces</b>   |   | 12.220.260 Plan objective 40x PH                               |  |
| 53.100.141 Huygens eyepiece H5x / 14.5mm                             |   | 12.220.261 40x phase contrast attachment (simple plug in type) |   |
| 12.220.145 Widefield eyepiece WF10x / 20mm                           |   | 12.220.280 Centering telescope                                 |   |
| 53.100.143 Widefield eyepiece WF15x / 12mm                           |   | 12.220.275 Darkfield attachment (simple plug in type)          |   |
| 12.220.141 Widefield eyepiece WF20x / 11mm                           |   |  |   |
| <b>Micrometer Eyepieces</b>  |   | <b>Photo and CCD Adapters</b>                                  |   |
| 12.220.146 Micrometer eyepiece 10x / 18mm, 100 divisions in 10mm     |   | 12.220.201-2.5 Photo adapter 2.5x                              |   |
| 12.180.143-R Reticle 19mm (for 18mm eyepiece), 100 divisions in 10mm |   | 12.220.201-4 Photo adapter 4x                                  |   |
| 12.180.143-H Reticle holder  |   | 12.220.202-0.5 CCD adapter 0.5x                                |   |
|  |   | 12.220.202-1 CCD adapter 1x                                    |   |
| <b>Achromatic Objectives</b>   |   | <b>Spare Parts</b>   |   |
| 12.220.163 Achromatic objective 20x / 0.4                            |   | 53.100.253 Blue filter   |   |
| 12.220.165 Achromatic objective 60x / 0.85 / S                       |   | 12.220.301 Green filter  |   |
|  |   | 12.220.302 Yellow filter                                       |   |
| <b>Polarizing Set</b>  |   | 12.220.357 Eyecups (pair)                                      |   |
| 12.220.271 Polarizing set B.208                                      |   | 12.220.303 Dust cover (size C)                                 |   |
| 12.220.270 Polarizing set B.208NT (without rotating table)           |   | 12.220.304 Mirror and fork attachment                          |   |
|  |   | 12.220.305 Wooden case (made in Spain)                         |   |
| <b>Phase Contrast and Darkfield Accessories</b>                      |  | <b>Spare Bulbs</b>   |   |
| 12.220.265 Plan objective 10x PH                                     |   | 12.180.258 Halogen bulb 12V/20W                                |   |
| 12.220.266 10x phase contrast attachment (simple plug in type)       |   |  |   |

# PM series petrographic microscopes



**PM-1805**

**Model PM-1805** PD84.423.201

Monocular head 45° inclined 360° rotating  
 Widefield Eyepiece WF10x (FN 18) (cross reticle)  
 Objective : Achromatic EA 4x/0.10, EA10x/0.25, EA40x/0.65 (spring)  
 Nosepiece : Quadruple nosepiece (ball bearing type)  
 Condenser : Focusable 1.25 N.A. abbe condenser (spiral mount type)  
 Focusing : Separate coarse and fine focusing adjustment  
 Diaphragm : Iris diaphragm with filter holder (Ø32mm blue filter included)  
 Stage : Working table rotating from 0-360° with graduations to 1°  
 Illumination : Built in halogen illumination 12V/20W with intensity control  
 Main supply 230V VDE plug CE  
 With simple add on type analyzer and polarizer



**PM-2805**

**Model PM-2805** PD94.423.201

Monocular head 45° inclined 360° rotating  
 Widefield Eyepiece WF10x (FN 18) (cross reticle)  
 Objective : Achromatic EA 4x/0.10, EA10x/0.25, EA40x/0.65 (spring)  
 Nosepiece : Quadruple nosepiece (ball bearing type)  
 Slide in analyzer provides choice of 4λ, plate or λ, plate and bertrand lens  
 Condenser : Focusable 1.25 N.A. abbe condenser (spiral mount type)  
 Focusing : Coaxial coarse and fine focusing adjustment  
 Diaphragm : Iris diaphragm with filter holder (Ø32mm blue filter included)  
 Stage : Working table rotating from 0-360° with graduations to 1°  
 Illumination : Built in halogen illumination 12V/20W with intensity control  
 Main supply 230V VDE plug CE

## Optional Accessories

**Eyepieces**

53.100.141 Huygens eyepiece H5x / 14.5mm  
 12.180.144 Widefield eyepiece WF15x / 12mm

**Micrometer Eyepieces**

12.181.143 Micrometer eyepiece 10x / 18mm, 100 divisions in 10 mm  
 12.180.145 Widefield eyepiece 10x / 18mm (cross reticle)  
 12.180.143-R Reticle 19mm (for 18mm eyepiece), 100 divisions in 10mm  
 12.180.145-R Cross reticle 19mm (for 18mm eyepiece)  
 12.180.143-H Reticle holder

**Achromatic Objectives**

12.180.163 Achromatic objective 20x / 0.40  
 12.180.165 Achromatic objective 60x / 0.85 / S

**Photo and CCD Adapters**

53.100.181 Photo adapter  
 53.100.182 CCD adapter

**Spare Parts**

53.100.253 Blue filter  
 53.100.254 Dust cover (size B)  
 12.180.256 Wooden box (made in Spain)

**Spare Bulbs**

12.180.258 Halogen bulb 12V/20W

# Motic ST-39 series stereo microscopes

*This series provides very good 3D image with high resolution image. Modern design which is the best tool for all applications.*




**ST-39C-N9GO**

**Model ST-39C-N9GO** PS39.476.201  
 Binocular head 45° inclined, 360° rotating,  
 Widefield eyepiece WF10x (FN 20) (paired)  
 Objective : Turret type 2x, 4x  
 Incident light halogen12V/10W and transmitted light tungsten 12V/10W  
 Main supply 220V-240V, VDE plug CE



**ST-39Z-N9GO**

**Model ST-39Z-N9GO** PS39.774.201  
 Binocular head 45° inclined, 360° rotating,  
 Widefield eyepiece WF10x (FN 20) (paired)  
 Zoom objective : 1x-3x  
 Incident light halogen12V/10W and transmitted light tungsten 12V/10W  
 Main supply 220V-240V, VDE plug CE



## Optional Accessories

<b>Eyepieces</b>			
51.020.141	Widefield eyepiece WF 5x / 22mm	53.100.254	Dust cover (size B)
51.020.144	Widefield eyepiece WF15x / 13mm	51.020.254	Eyecups (pair)
51.020.145	Widefield eyepiece WF20x / 10mm	11.039.252	Wooden box (made in Spain)
		<b>Spare Bulbs</b>	
<b>Micrometer Eyepieces</b>		53.100.259	Halogen bulb 12V/10W (incident)
51.020.143	Micrometer eyepiece WF10x / 20mm with built in micrometer, 100 divisions in 10mm	51.010.351	Tungsten bulb 12V/10W (transmitted)
<b>Polarizing and Darkfield Attachments</b>			
51.030.261	Darkfield condenser with iris diaphragm		
51.030.262	Polarizing equipment B301		
51.030.263	Jewellery clamp		
<b>Spare Parts</b>			
51.039.251-W	White stage plate, diameter 80mm		
51.039.251-B	Black stage plate, diameter 80mm		
51.039.251-F	Frosted stage plate, diameter 80 mm		

## Motic SFC-11 series advanced stereo microscopes

**Excellent optical quality in both resolution and contrast, extra long working distance even for the most demanding applications.**



**SFC-11C-2LBB**

**Model SFC-11C-2LBB**

A : PX11.261.201  
B : PX11.361.201  
C : PX11.461.201

Binocular head 45° inclined, 360° rotating,  
Widefield eyepiece WF10x (FN 20) (paired)  
Objective C : 2x, 4x  
Incident light tungsten 12V/10W and transmitted light tungsten 12V/10W  
Main supply 220V-240V, VDE plug CE  
Fixed arm type



**SFC-12C-2LBB**

**Model SFC-12C-2LBB**

A : PX12.261.201  
B : PX12.361.201  
C : PX12.461.201

Trinocular head 45° inclined, 360° rotating,  
Widefield eyepiece WF10x (FN 20) (paired)  
Objective C : 2x, 4x  
Incident light tungsten 12V/10W and transmitted light tungsten 12V/10W  
Main supply 220V-240V, VDE plug CE  
CCD and photo adapters included  
Fixed arm type

### Optional Accessories

**Eyepieces**

51.020.141 Widefield eyepiece WF 5x / 22mm  
51.020.144 Widefield eyepiece WF 15x / 13mm  
51.020.145 Widefield eyepiece WF 20x / 10mm



53.100.254 Dust cover (size B)  
51.020.254 Eyecups (pair)  
11.012.253 Wooden box (made in Spain)

**Micrometer Eyepieces**

51.020.143 Micrometer eyepiece WF10x / 20mm with built in micrometer, 100 divisions in 10mm

**Spare Bulbs**

51.010.351 Tungsten bulb 12V/10W

**Polarizing and Darkfield Attachments**


51.030.261 Darkfield condenser with iris diaphragm  
51.030.262 Polarizing equipment  
51.030.263 Jewellery clamp

**Spare Parts**

51.020.251 Black / white stage plate, diameter 80mm  
51.020.252 Frosted glass stage plate, diameter 80mm

## PS-2 simple biological microscopes

**A simple model using daylight for operation and can be easily carried around for field trips**



**PS-2**

**Model PS-2**

PT12.002.001

Eyepiece : Huygen H10x  
Magnification: 27x

# **Motic<sup>®</sup> Microscopes**

*A registered trade mark of Speed Fair Co., Ltd. (Hong Kong)*

**Electrical** All electrical parts are arranged accorded according to CE, VDE, UL and CSA requirements.

**Five Year Warranty** All Motic instruments are warranted against defects in materials and workmanship for five years. Damage resulted from repair by unauthorized parties or damage due to accident, alteration, misuse or abuse is not covered. Warranty service is provided by Speed Fair Co., Ltd. or its authorized dealers. Defective Motic instruments covered by the warranty will be repaired free of charge when they are returned, postpaid, to Speed Fair Co., Ltd. or its authorized dealers in your region.

**Design Change** The manufacturer reserves the right to make changes in instrument design in accordance with scientific and mechanical progress, without notice and without obligation.

**Web Site :** <http://www.motic.com>

**Motic<sup>®</sup> certified** ISO 9001  
ISO 14001

